


# Woodhaven Site Orientation

2015 Alexander Road, Galway, NY 12074  
rentals@girlscoutsneny.org | www.girlscoutsneny.org



Camp Woodhaven is located on a 250-acre wooded site north of Galway Village. It features a large playing field, pond, beach, creek, hiking trails, cabins, platform tents, a nature center, and Troop House.

Camp Woodhaven also has several outdoor units for summer use. Each outdoor unit has a covered shelter area for cooking and activities during inclement weather, with drinking water and an outhouse.

## Important Information

**\*Please Read our Rental Policies in Full Here:** [Property Rentals](#)

## Buildings-Year long



### **Troop House: (Troop House I & II)**

Sleeps 12 and 20 respectively, the Troop House, overlooking the scenic pond, is an excellent place for year-round gatherings. The Troop House has two sides, which can be closed off and separated for privacy during multiple group camping experiences or can be opened for a large group. Each side has a large program and/or sleeping room with heat, electricity, running water, bathroom facilities, (Troop House I, has a shower), a full kitchen (stove, oven, microwave, coffee maker, fridge/freezer, dishes, pots and pans), mattresses, and a woodstove.

## Buildings-Seasonal/Outdoor Units

**Frontier (Tenting area):** Try your hand at really roughing it and pitch a tent in this beautiful, forested area.

### **Gypsy (2 half-screen cabins):**

Sleeps 22- located near the Troop House Gypsy has 2 cabins with screens, a large, cook shelter, and a smaller covered activity shelter. This is a great place to practice outdoor cooking skills or as a place to practice camping before trying a night in the platform tents.





### **Boat House (Long House):**

Sleeps 13- You'll love the view from the porch of the Boat House this summer! Situated right on the pond, this cozy building is great for program space or as a sleeping spot (No Beds). There is water, and a latrine outback.



### **Lumber Jill:**

Sleeps 19 (27 with tents)- Farther along the trail lies Lumber Jill, which has three cabins similar to the ones in Gypsy, but also has 2 platform tents, 2 outhouses, and a large, covered kitchen shelter. This unit overlooks the water and is close to the beach area.



### **Pioneer (Platform Tents):**

Sleeps 24 -Test out your camping skills like the pioneers who ventured west in the Pioneer unit. Located on the opposite side of the pond from the Troop House with 6 platform tents, this is a great place to relax under the stars and let the crickets lull you to sleep.

## **Other Areas of Camp**



**Fire Circle** The large main fire circles are communal areas that should be always shared by all groups unless special permission is given. Please try to make sure everyone at camp feels welcome at the fire circle and can enjoy this special area.



### **Playfield:**

Located near the camp entrance and is great for group activities.



### **Waterfront:**

Lifejackets are provided and are required for all watercrafts. You are also welcome to bring your own lifejackets. **The area close to the dam is off-limits to campers . Due to moving water beneath the ice, no one is permitted on the ice at any time.**



# Evacuating Units/Lodges

If you discover a fire (or hear a siren from another unit), SOUND YOUR FIRE ALARM (if you have one nearby) and:

1. Quickly and quietly assemble campers, count them, and proceed to the pre-arranged meeting place. One adult should lead. Use the buddy system.
2. At Camp Woodhaven, the Pioneer and Frontier units meet at the end of the path which runs from the footbridge to Alexander Road. Everyone else should meet in the parking lot out of the way of incoming emergency vehicles.
3. Stay on established roads and trails. Remember to keep campers out of the way of emergency vehicles.
4. One adult should stay behind to be sure all campers are out of tents/lean-tos, latrines, and doors are closed from a lodge, etc. That adult “brings up the rear” as the group exits camp.
5. Once campers are assembled outside of camp, count heads again. Send one adult from your meeting place to report any missing campers to the firefighters, rangers, or camp director. (Know who they are so the searchers will know for whom to look).
6. The first adult out should call the fire department.

Do Not return to the camp until the okay is given by the firefighters (or person in charge of the drill). When you return, shut off the fire alarm if it is still sounding.



**Footbridge at Camp Woodhaven**

# Waterfront Procedures



## **Ratios:**

### Swimming

- 1-25: 1 adult Lifeguard + 2 watchers
- 25-35: 1 adult Lifeguard + 1 lifeguard + 3 watchers
- 35-60: 1 Adult Lifeguard + 1 Lifeguard + 4 watchers

### Boating

- 1-12 people can boat at one time with 1 Small Craft Safety instructor
- Certified Lifeguard must be present following same guidelines regarding numbers as under swimming

## **Lifeguards:**

Adult lifeguards certified in Waterfront Lifeguarding (or Lifeguard Certification plus Waterfront Lifeguard Module) are required for all swimming activities on GSNENY property: one lifeguard for every 25 swimmers, plus two watchers. Lifeguards may only supervise boating activities if they hold Small Craft Safety Certification or the equivalent.

## **Watchers:**

Watchers are adults helping to supervise swimming activities. Watchers must assist the lifeguards with swimmer surveillance and assist in emergency situations as instructed by the lifeguards. American RedCross Basic Water Rescue Training is recommended for all watchers.

## **Boating Supervisors:**

Adults certified in Small Craft Safety, or with documented experience supervising boating activities, are required for boating on GSNENY property: one supervisor is needed for every 12 people on the water in boats. Boating Supervisors do not need to be certified in lifeguarding and must not supervise any swimming activities nor conduct swim tests.

## **Boaters:**

Youth and adults who wish to boat should be comfortable in the water and must practice boating skills on land prior to entering the water. Swim tests are not required, though boaters should be confident in the water. It is always best for the adult in charge to know the swimming abilities of all boaters. All boaters, youth, and adults must wear a life jacket at all times on the water regardless of swimming ability. One adult, who is a deep-water swimmer and who is experienced in handling a boat, must be in the boat with non-swimmers or novice swimmers. When the weather permits and a lifeguard is available, participants should practice putting on a life jacket, entering the water, righting themselves, and coming to the surface; as well as practice floating with a life jacket on.

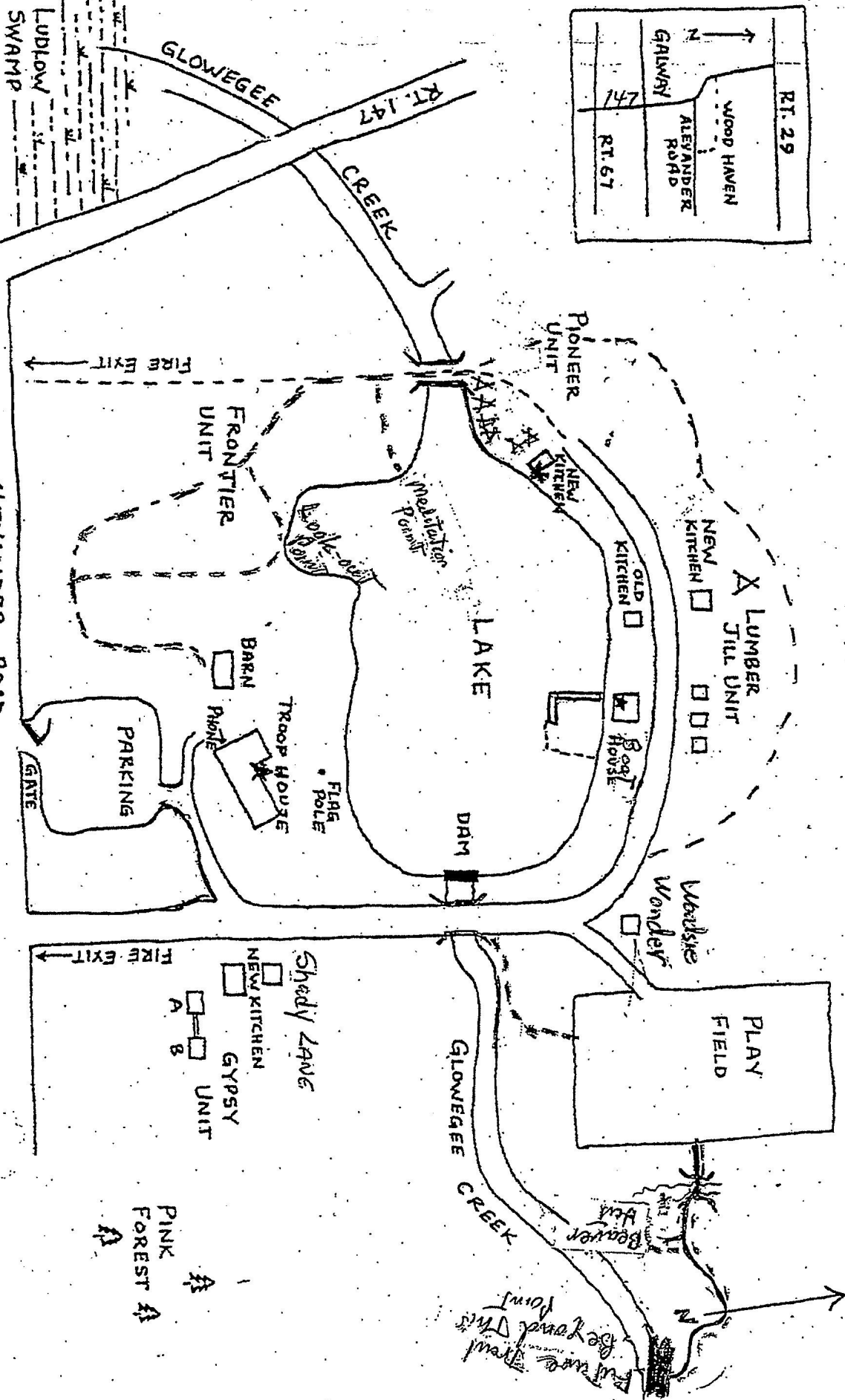
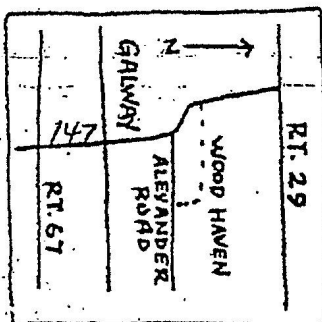
Troops and Service Units are able to find qualified volunteers to run these activities for them, or are able to request certified individuals from [rentals@girlscoutsneny.org](mailto:rentals@girlscoutsneny.org) but is not guaranteed. Copies of the appropriate certifications must be on file with Council for a volunteer to be eligible to supervise waterfront activities on GSNENY properties.

Regardless of whether some individual volunteers their time or receives a fee, all individuals supervising waterfront activities on a GSNENY property must be or become registered members of the Girl Scout movement.

Swimming and boating equipment are expensive to maintain in good condition. Everyone can help by:

- Not sitting or hanging on the swimming area ropes.
- Using dock ladders rather than pulling themselves up onto the docks.
- Returning all boats/canoes to the small craft area after each use and properly tying or racking them.
- Returning all oars, paddles, and life preservers to where you found them and storing them carefully.





Phone 882-9574

# CAMP WOOD HAVEN

2015 ALEXANDER RD

LEGEND (102 ± ACRES)

- ★ FIRE ALARMS (ON EXTERIOR OF BUILDINGS)
- X TENT UNITS
- TRAILS